Financial Highlights

財務ハイライト

売 上 高

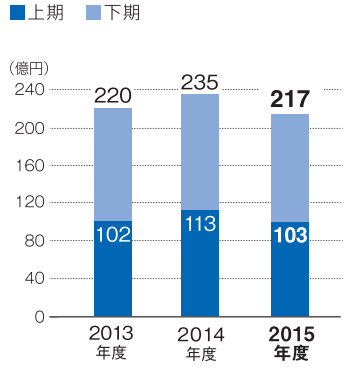

営業利益・営業利益率

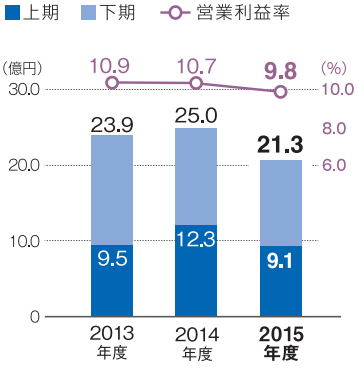

1株当たり利益(EPS)

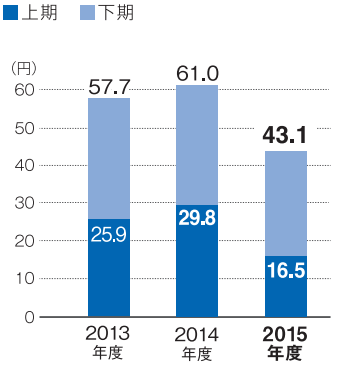

総資産経常利益率(ROA)

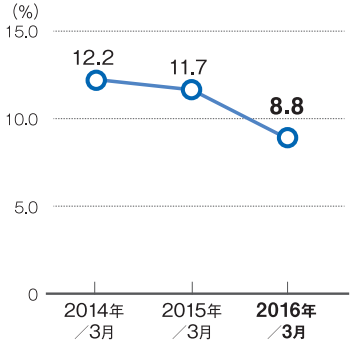

純資産残高・自己資本比率

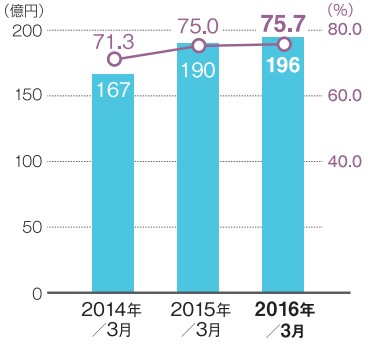

棚卸資産残高・棚卸資産回転率

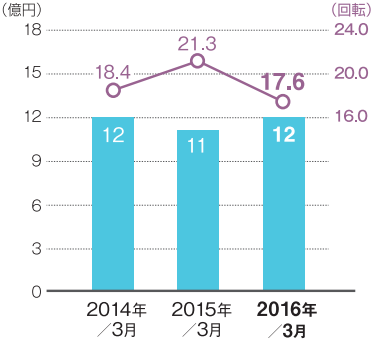

Point 業績面では一過性の要因もあり、前年度比で3年振りの減収・減益となりましたが、1株当たり利益は当初の見込みを上回る**43.1円／1株**となりました。